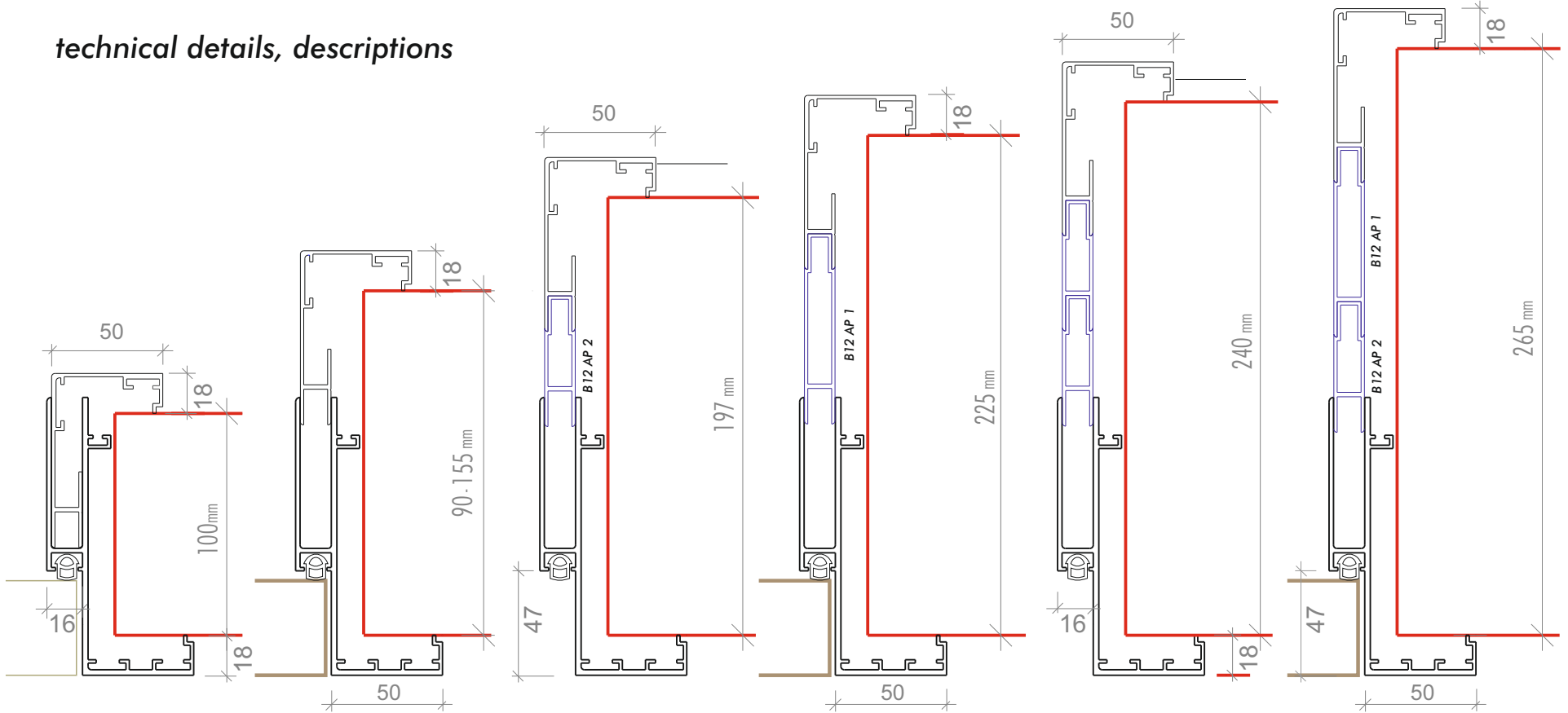


# DPA

ADJUSTABLE DOOR FRAME 50mm  
Designed for partitions, also drywall systems

## technical details, descriptions



## DPA TELESCOPIC ADJUSTABLE DOOR FRAME

The stock color of the profiles are natural matte anodised. Adjustable single rebated aluminium doorframe is basically designed in two parts, the door leaf part and the capping architrave part. Width of the architraves in both sides are 50mm and the depths are 18mm, to cover the skirting thicknesses of max 16mm. Door frame sizes, quantities and the electrostatic powder paint colours are prepared according to the customers requisitions, orders. Out of stock colours, static powder paint application is free of charge for over 25 pieces. DPA frame can be adjustable in between 90mm upto 155mm of wall thickness. As seen in the above drawings, according to the thickness of the walls, by using both short and long extentional profiles, the width of the doorframe can be adjusted to the required sizes, there are no limits... The thickness of the aluminium section of the frame, where the door leaves to be fixed over hinges, are 2.5mm. Staticly, these frames can hold up to 90kg of door leaves. The mitered corners are combined with 2mm thick 12 mild steel brackets with alien screws. The door leaf thickness can be manufactured upto 44mm. Acoustical hollow gaskets are on the frame as standard, the lock hole on the frame to be extracted according to the lock type. The fixing / mantling of the door frames to any kind of walls are done with the polyurethane foam.

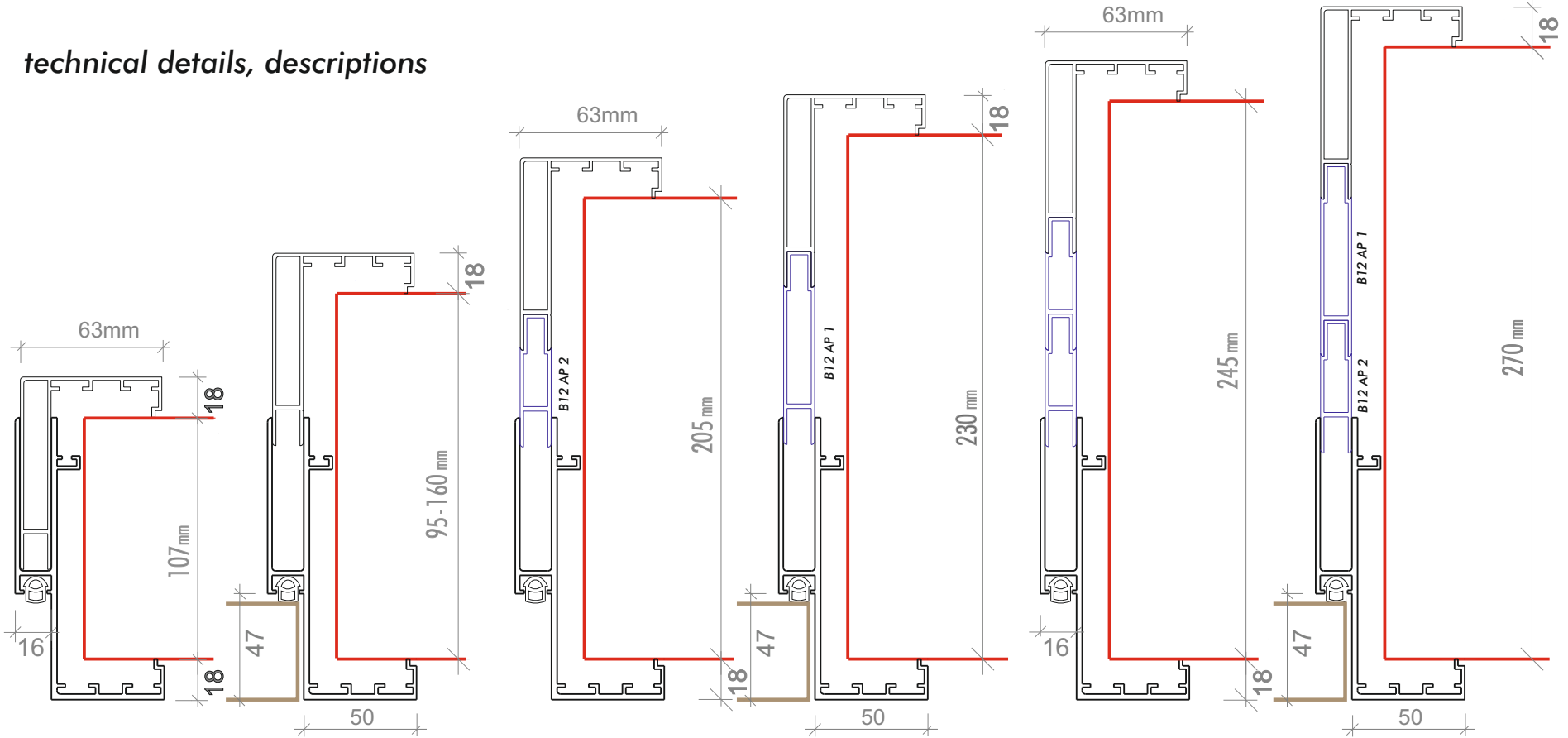
0216 3255067 faks3396930 info@izofleks.com

Izofleks inşaat ticaret ltd sti uzuncayir caddesi, yapi is merkez,i no 43 D blok br 28, 34722 hasanpasa, istanbul.

# DP

ADJUSTABLE DOOR FRAME 50/63mm

## technical details, descriptions



## DP TELESCOPIC ADJUSTABLE DOOR FRAME

The stock color of the profiles are natural matte anodised. Adjustable single rebated aluminium doorframe is basically designed in two parts, the door leaf part and the capping architrave part. Width of the architraves from door side 50mm, the other side 63mm and the depths are 18mm, to cover the skirting thicknesses of max 16mm. Door frame sizes ,quantities and the electrostatic powder paint colours are prepared according to the customers requisitions, orders. Out of stock colours, static powder paint application is free of charge for over 25 pieces. DP frame can be adjustable in between 95mm upto 160mm of wall thickness. As seen in the above drawings, according to the thickness of the walls, by using both short and long extentional profiles ,the width of the doorframe can be adjusted to the required sizes, there are no limits... The thickness of the aluminium section of the frame , where the door leaves to be fixed over hinges, are 2.5mm. Statically, these frames can hold up to 90kg of door leaves. The mitered corners are combined with 2mm thick 12 mild steel brackets with alien screws . The door leaf thickness can be manufactured upto 44mm. Acoustical hollow gaskets are on the frame as standard, the lock hole on the frame to be extracted according to the lock type. The fixing / mantling of the door frames to any kind of walls are done with the polyurethane foam.

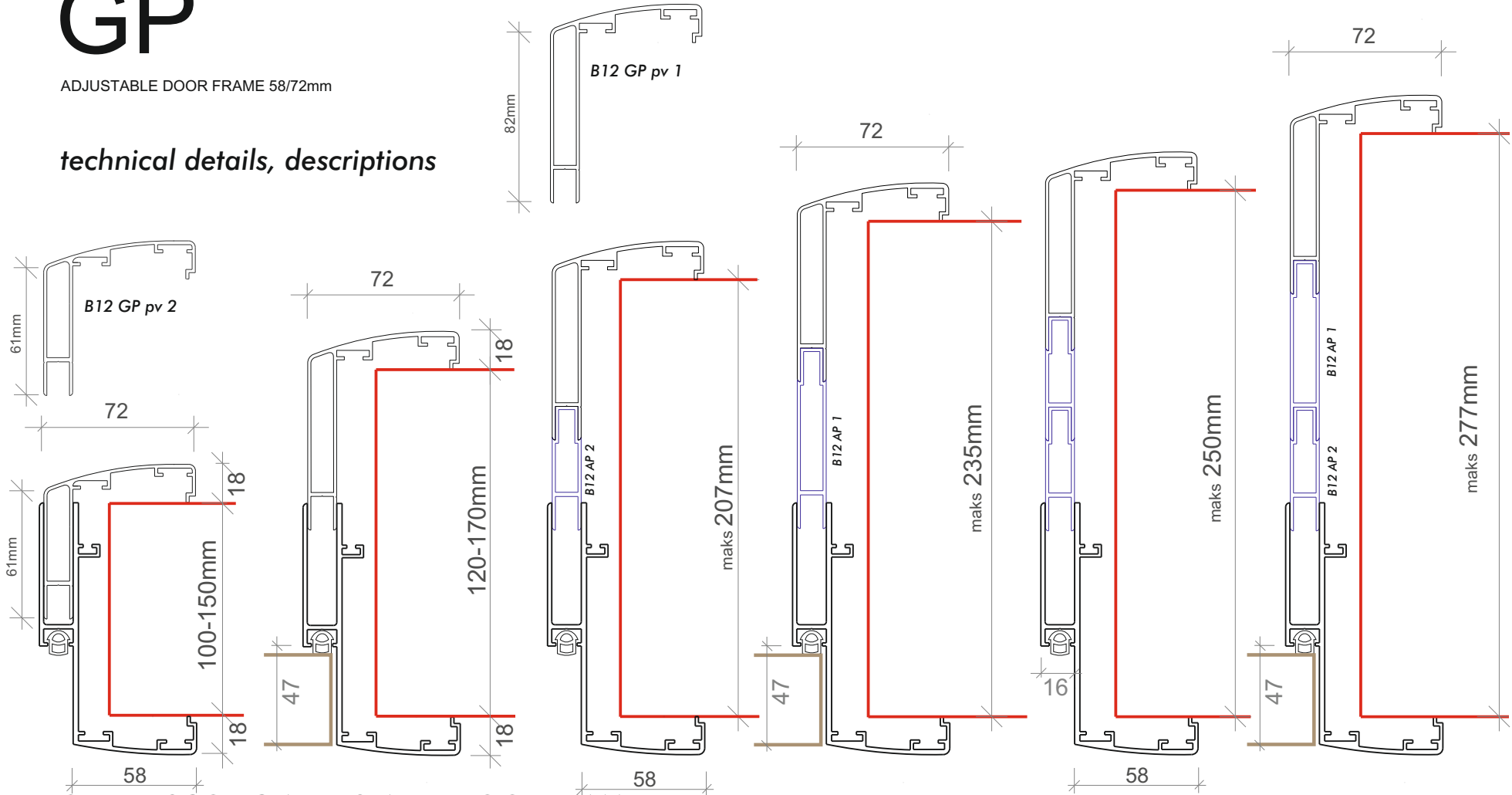
0216 3255067 faks3396930 info@izofleks.com

Izofleks insaat ticaret ltd sti uzuncayir caddesi, yapı is merkez,i no 43 D blok br 28, 34722 hasanpasa, istanbul.

# GP

ADJUSTABLE DOOR FRAME 58/72mm

*technical details, descriptions*



## GP TELESCOPIC ADJUSTABLE DOOR FRAME

The stock color of the profiles are natural matte anodised. Adjustable single rebated aluminium doorframe is basically designed in two parts, the door leaf part and the capping architrave part. Width of the architraves from door side 58mm, the other side 72mm and the depths are 18mm, to cover the skirting thicknesses of max 16mm. Door frame sizes ,quantities and the electrostatic powder paint colours are prepared according to the customers requisitions, orders. Out of stock colours, static powder paint application is free of charge for over 25 pieces. GP frame can be adjustable in between 100mm upto 170mm of wall thickness. As seen in the above drawings, according to the thickness of the walls, by using both short and long extentional profiles ,the width of the doorframe can be adjusted to the required sizes, there are no limits... The thickness of the aluminium section of the frame , where the door leaves to be fixed over hinges, are 2.5mm. Statically, these frames can hold up to 90kg of door leaves. The mitered corners are combined with 2mm thick 12 mild steel brackets with alien screws . The door leaf thickness can be manufactured upto 44mm. Acoustical hollow gaskets are on the frame as standard, the lock hole on the frame to be extracted according to the lock type. The fixing / mantling of the door frames to any kind of walls are done with the polyurethane foam.

0216 3255067 faks3396930 info@izofleks.com

Izofleks insaat ticaret ltd sti uzuncayir caddesi, yapi is merkez,i no 43 D blok br 28, 34722 hasanpasa, istanbul.